



**Selling your property**  
*... in the Last Best Place*

## The Hollinger Team

**Scott Hollinger  
Diana Rahdert  
Kellie Hilley  
Dane Hollinger  
Drew Hollinger**

**406.837.5531  
FlatheadRealEstate.com**

**RE/MAX of Bigfork  
8545 Hwy 35  
PO Box 725  
Bigfork, MT 59911**

## **T**ABLE OF CONTENTS

# **The Hollinger Team Listing Summary**

**Our Pledge to You**

**Team Profiles**

**RE/MAX vs other brokerage firms**

**Power of a Team**

**Personal Services**

**Value, Pricing & Statistics**

**Questions to Ask your Realtor**

**How Buyers Find their Home**

**Marketing**

**Social Media**

**FlatheadRealEstate.com**

**RE/MAX: The Company**

**Mobile Technology**

**Stages of Listing**

**5 Best Activities when Selling**

**Experience**

**Appendix A: Buying Process and Homes Sizes**

**Appendix B: Absorption Rates for Homes & Land**

**Appendix C: Estimated Proceeds**

**Appendix D: Waterfront Sold by The Hollinger Team**

*We have purchased and sold several homes throughout our lives and without question, you are the most professional realtor we have ever dealt with.*

- Tom and Betty Denham

## INTRODUCTION

### Our Pledge to You

When we discuss the sale of your property, you will be deciding to trust your important asset to us. Our goal in this presentation, is to provide you with enough information about the market, our qualifications and our marketing program to help you make an informed decision about representation in this significant business transaction.

REALTOR Code of Ethics Standard of Practice 1-3:

*Realtors, in attempting to secure a listing, shall not deliberately mislead the owner as to market value.*

It may be that you want to get an opinion from another agent. All agents have access to the same information, therefore the determination of value should be nearly the same. Remember, no agent can affect market conditions and to suggest that your property will sell for other than what the market indicates is a disservice to you and unethical. Select representation by reviewing experience, negotiating skills, references, marketing plans and results, *not by price.*

Our recommendations and conclusions are absolutely substantiated with data from the Multiple Listing Service. The marketing plan is time-proven and comprehensive.

*Scott, Diana, Kellie, Dane & Drew*


The Hollinger Team

*Others need not doubt your competence or trustworthiness.*

- The Lundquists

*I was impressed with his intelligence and astuteness. He has handled two purchases and a sale for us in an admirable fashion.*

- The Tanners












# RE/MAX Success:

★USA

## 2024 RE/MAX® vs. THE INDUSTRY

Choose the brand with outstanding agents, leading brand awareness and an unmatched global presence.


NATIONAL, FULL-SERVICE BROKERAGE BRANDS						
	TRANSACTION SIDES PER U.S. AGENT (LARGE BROKERAGES) <sup>1</sup>	U.S. TRANSACTION SIDES <sup>2</sup>	U.S. BRAND AWARENESS (UNAIDED) <sup>3</sup>	COUNTRIES & TERRITORIES	OFFICES WORLDWIDE	AGENTS WORLDWIDE
<b>RE/MAX</b>	<b>11.8</b>	<b>629,373</b>	<b>36.4%</b>	<b>110+</b>	<b>9,022</b>	<b>144,835</b>
	8.6	N/A	0.1%	5	500	8,000
	6.1	71,935	1.6%	39	2,400	43,400
<b>COMPASS</b>	6.0	177,716	3.2%	1	500	29,744
	5.8	N/A	7.3%	13	1,600	51,000
<b>kw</b>	5.6	N/A	14.5%	59	1,100	189,000
	5.3	112,582	3.3%	84	1,100	26,600
	5.0	486,273	21.2%	40	2,900	101,000
<b>CENTURY 21</b>	5.0	233,374	30.9%	84	12,000	135,000
	5.0	59,782	2.2%	6	400	12,000
	4.8	355,052	1.6%	24	N/A	90,000
	2.6	N/A	0.1%	1	200	26,000
<b>REDFIN</b>	N/A	46,549	11.4%	2	55	N/A
	N/A	N/A	1.6%	1	500	14,000
<b>REALTYONEGROUP</b>	N/A	N/A	0.5%	20	400	19,000

## PROFILES OF THE THE HOLLINGER TEAM

### Scott Hollinger

9 kayaks, 1 canoe, 1 raft, 2 ski boats, 1 pontoon boat, 1 row boat, 1 sail boat and a barge. What more needs to be said about Scott living on the water? Then there are skis, bikes, a hot air balloon, binoculars, a 4-wheeler, tents, boots, fishing gear, ice skates, cameras, maps and more to enjoy the best of Northwest Montana.

Scott was raised in Montana in a real estate family with a lake cabin. Now repeating history, Scott and his wife live on the water and explore the area with their two sons. For almost 50 years he has been welcoming people to Montana, mapping out their dreams, and bringing those dreams to reality.



*Born and raised in Great Falls, MT  
BS Chemical Engineering, MT State University  
Licensed single engine pilot  
Licensed commercial balloon pilot  
Married in 1981 to wife, Dia  
Two Sons, Dane and Drew*

*“I believe my mission is to help others realize dreams and make the journey exciting.”*

### Kellie Hilley

Kellie has lived in Montana all her life. She resides on Echo Lake with her husband. The family (two daughters and grandchildren) are been perfectly content with the fun they have right out their back door...skiing on Big Mountain or Blacktail, ice skating, swimming, boating on Echo Lake, hiking in the Jewel Basin or Glacier Park, just to name a few. But don't think that Kellie just hangs out at home in her back yard. Kellie volunteers her time at various places, including a week at First Descents (a cancer camp for young adults).

The team doesn't know what they would do without the detailed style brought by Kellie. She is the perfect person as the team closing manager and RE/MAX's office account manager. Kellie's mission in life is to serve the people she meets, with the highest level of integrity and to build a relationship for the future with every person.




*Born and raised in Deer Lodge, Montana  
Assoc. Degree in Business Administration  
Flathead Valley Community College  
Married in 1986 to husband, Bob  
Two daughters, Hannah and Carly*

*“My mission is to inspire my team to build an organization that promotes love, respect and support for one another, cementing the foundation for success.”*

### Dane Hollinger

Dane was born and raised in Montana. He is a graduate of Montana State University with a degree in Agricultural Business and an Economics major. Dane enjoys spending his time in the outdoors hunting, fishing, and kayaking.

During the winter, Dane enjoys skiing at the local ski areas and in the Swan Range. Dane is well traveled having visited every continent except for Antarctica, which he hopes to see sometime. Whitewater kayaking has taken him all around the world. Extended paddling trips through South America, China and New Zealand are highlight of his travels. Dane joins the team as the third generation in real estate and brings the newest ideas in business and technology.



*Born and raised in Bigfork, Montana  
BS in Agriculture Business & Economics  
Montana State University*

## Diana Rahdert

Diana loves to work with buyers and sellers with their primary homes and investment properties. She's been with Scott for thirty years, is a full time team broker, and brings a business background, as her husband operates Timberline Wood Floors, a hard wood flooring company in the Flathead Valley.

During off time she is very active member of the Kalispell Noon Rotary Club and Rotary District 5390 along with being a current council member of the Flathead Co Agency on Aging. On a weekend afternoon, she'll frequently have fun cooking in the kitchen, reading, watching movies and walking. In the summer, she often camps and kayaks. Diana has two daughters, one a teacher and the other a mechanical engineer, both graduated from Bigfork High School and Montana State University. (Go Cats!)

Matched with her artistic flair, Diana writes the property descriptions, takes photos and creates the property 3-D tours along with team promotions and mailers. Since she built her own dream home once on Echo Lake, and has several rentals she's always eager to help fulfill the dreams of clients for personal and investment goals.



Raised in W. Lafayette, Indiana  
BA Sociology, St. Olaf College - MN  
Married in 1989 to husband, Glen  
Two daughters, Bailey and Wilson

*“My mission is to embrace life’s wonderful gifts, be a model of integrity, and encourage those I meet to live out their dreams.”*

## Drew Hollinger

Drew was born in the Flathead Valley and raised on Echo Lake. Drew has a passion for all the outdoor adventure Montana offers. In the summer months he owns and operates Flathead Wakeboard Academy teaching young and old from all around the world how to wakeboard or wake surf on all the beautiful lakes of Northwest Montana.

Drew enjoys travel, especially to Hawaii where he can pursue his passion for tropical fish and coral in the warm waters on the Hawaiian coast. Drew has the unique knowledge and expertise to design and maintain beautiful aquariums. Besides water wildlife, he also takes advantage of other activities Montana offers like hunting, fishing and snowboarding. Drew is excited to be on the Hollinger Team to help people make their dreams come true by living and playing in the Last Best Place!



Born and raised in Bigfork, MT  
MSU Coursework

## **Supporting Team Members**

**Delicious Design**—Innovative and imaginative Bend, OR marketing company who designed the team websites, FlatheadRealEstate.com, LastBestPlace.com and our office site Remax-Bigfork-MT.com  
<http://www.deliciousdesign.com/>

**Insured Title and Lake Co Title** and several other title companies in Flathead and Lake County who are entrusted with the title transfer and closing paperwork for our clients.

*I want to thank you all for such a tremendous job. You've been there for me 100%, all of you. You folks are the BEST!*

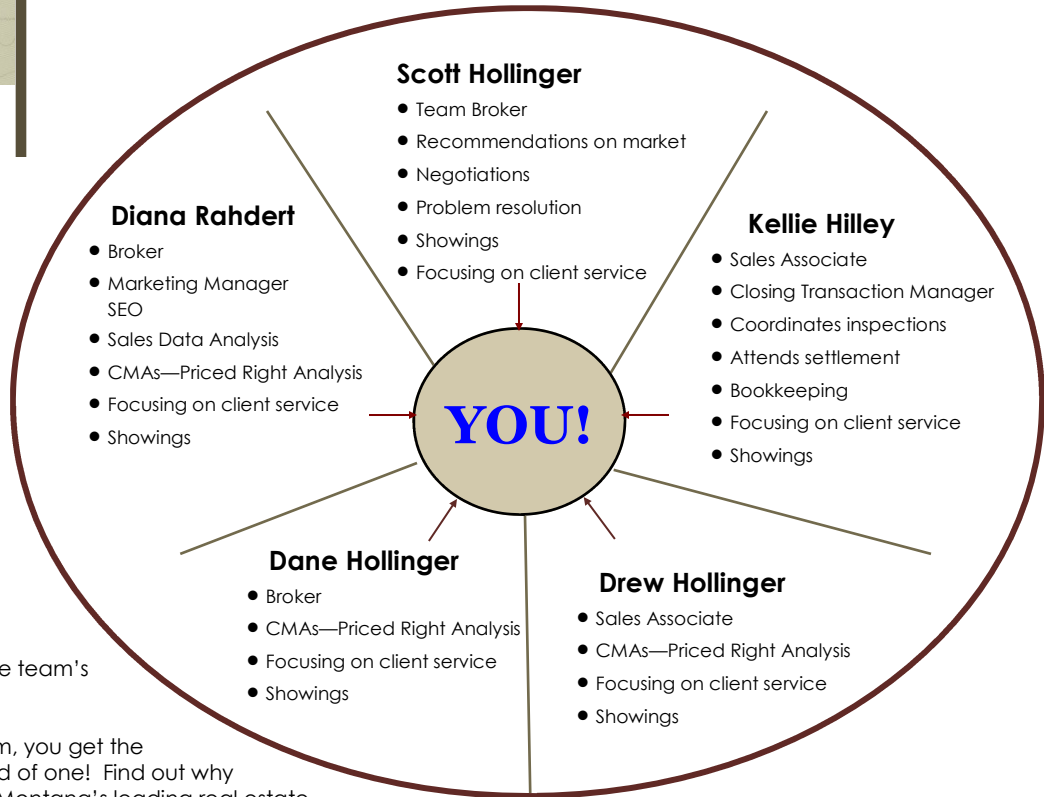
- Kathy Conley

# POWER OF A TEAM

## The Hollinger Team

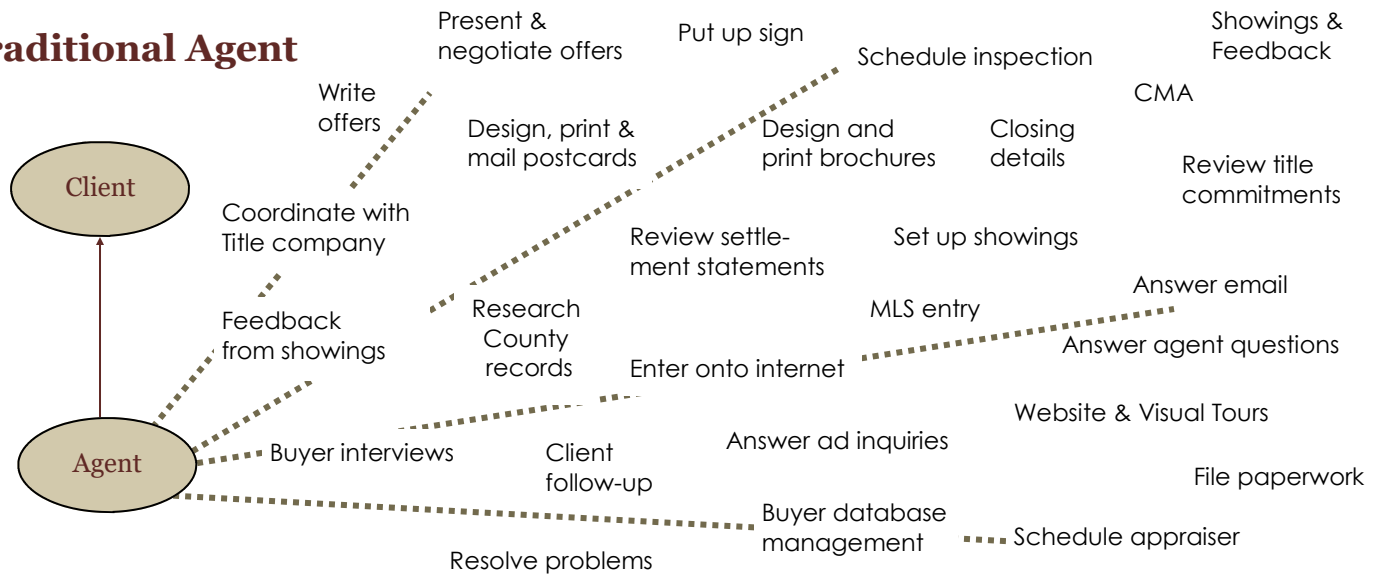
It makes perfect sense! Just like a surgeon with a team experienced in delicate procedures, our team is constructed of dynamic, highly skilled members, each licensed and handling their **specialized role** to serve our sellers and buyers. How much service can you get from an agent who tries to do all things alone? And, how experienced do you think they can be when they can only handle a limited number of clients and transactions each year? Repetition of successful closings are the keys to skill, knowledge and a long list of happy customers. Last year **34** more joined the team's list.

When you work with The Hollinger Team, you get the energy and synergy of 5 people instead of one! Find out why they have been recognized as one of Montana's leading real estate teams year after year!



VS.

## Traditional Agent



## PERSONAL SERVICES



### Evaluation & Negotiation

The list price of a property is the most important decision to make together. The correct asking price is the highest price that the market will bear given the timeframe you would like to sell within. To assist you in determining the correct asking price, we will review comparable properties sold and offered for sale in this area.

When an offer is placed, this information is used to strengthen your position when negotiating. These same comparable sales are also what the appraiser will use to approve the buyer's loan for your property. That is why establishing a price using current market statistics is so important.

### Professional Advice

You will be advised of any necessary repairs through your home inspector. You will be kept up to date on the state of the market, the sale and listings of similar properties and any other factors which may affect the progress of the sale.

### Promotion

Buyers will be reached through the internet and some print media. The major selling points of your property will be distributed to other real estate firms throughout the Flathead Valley via REALTOR meetings, Multiple Listing Service data and personal phone calls.

### Sign & Advertising

Where appropriate, a RE/MAX sign will be placed on your property. Your property will be promoted on the team internet website and as a rotating Featured Property, along with many other local and national websites.

### Notify potential buyers

The team's advanced computer system will be used to identify people who have been looking for property in your neighborhood. They will be contacted and given the details, then followed up with to determine their interest level.

*Thank you for your fine work  
selling our lot.. We appreciate your  
high professionalism and excellent  
communications.*

- Paul & Julie Carter



## DETERMINING VALUE



*McGregor Lake*

*You consummated a very small real estate deal for an out of state client with efficiency, like it was a big deal. Our experience was painless, even pleasant!*

- The Higgins

## What Determines Your Property's Value?

	Yes	No
Cost of improvements you've made		√
How much money you need from deal		√
Original purchase price		√
Opinions from friends and neighbors		√
Market trends (rising, falling, level)	√	
Actual neighborhood sale prices	√	
Competition from other homes for sale	√	
Amenities of & Objections to property	√	
Condition & Floor Plan	√	
Location, Location, Location	√	

## Your Property Sells 3 Times . . . Really!

### First sale . . .

Real estate agents and Buyers will evaluate the asking price, location and terms you are offering in order to make a decision whether to show or take the effort to look at your property.

### Second sale . . .

Potential buyers who come to look and consider writing an offer after comparing to other properties they have seen. Buyers are armed with more information than ever before to comparison shop.

### Third sale . . .

With most buyers obtaining a mortgage to finance the purchase of a residence, **an Appraiser will determine value based on an unemotional, analytical comparison of other properties** that have sold. The agreed upon sales price must be at least equal to the appraisal or better, or the bank won't lend the full amount. With low interest rates, the majority of first time buyers and repeat buyers financed 80% or more of the purchase price .

## DETERMINING VALUE



## “Priced Right” Explanation—Market Analysis

The decision of where to set the asking price is the most important step to set the stage in the marketing of your property. No amount of marketing can sell an overpriced property. The analysis is based on properties that can be considered similar to yours. The property analysis is divided into two categories:

1. Similar properties that are currently listed.
2. Similar properties that have recently sold.

By carefully studying the comparable property’s location, features, and the terms under which they are offered, we can develop a picture of the potential market for your property.

By looking at the properties currently listed, we can see exactly what alternatives a serious buyer has to choose from. We can be certain that yours is priced properly for the market conditions and your expectations, and not over or under price the property.

By looking at the properties that have recently sold, we can see what other property owners have actually received over the last few months. This is the acid test that is used by lending institutions to determine value and how much they will be willing to lend a buyer for your property.

While we naturally want top market value for your property, we all know that there is a point where the price would be too high. By looking at the competition and actual sales, and pricing your property accordingly, we can get maximum dollar in a reasonable period of time. Ultimately other terms like close date, possession date and contingencies will come into consideration (along with the offered price) that will be of value to you.

## Proven Strategy on How to get the Most \$\$\$\$

According to National Association of Realtors 2023 Profile of Home Buyers and Sellers, the longer a home is on the market, the more likely the selling price will be lower than the listing price and continue to drop the longer it doesn’t sell. For those properties that were on the market for less than one week 90% sold at 100% or over their listing price. As the time on the market lengthens, the share of properties that sell below their listing price increases.


### Exhibit 6–29 Sales Price Compared with Listing Price, by Number of Weeks Home Was on the Market

(Percentage Distribution of Sales Price as a Percent of Listing Price)

	SELLERS WHOSE HOME WAS ON THE MARKET FOR						
	ALL SELLERS	LESS THAN 1 WEEK	1 TO 2 WEEKS	3 TO 4 WEEKS	5 TO 8 WEEKS	9 TO 16 WEEKS	17 OR MORE WEEKS
Less than 90%	7%	1%	1%	6%	10%	19%	37%
90% to 94%	11%	3%	5%	16%	15%	24%	26%
95% to 99%	22%	6%	17%	29%	38%	32%	23%
100%	26%	48%	30%	24%	17%	11%	6%
101% to 110%	24%	32%	34%	19%	14%	7%	4%
More than 110%	9%	10%	12%	6%	5%	6%	3%
Median (sales price as a percent of listing price)	100%	100%	100%	99%	97%	95%	92%

## PRICING

### 3 things can happen when your property goes on the market.



**Not even a bite.**  
(Priced out of the market)

**Got a few nibbles.**  
(Priced on the fringe of the market)

**Landed the big one.** (Priced right!)

### **Pricing Pearl**

*Most think that "Negotiations" begin when an offer is made, when in actuality, negotiations with the buyer really start when you set the price. You've got to get them to the property or there won't be any offers to negotiate.*

### Buyer's Feedback on Price

- 1. If there are no, or a low amount of inquiries and no showings:**  
The market has rejected the price. We have missed the mark and we are in need of a significant repositioning, typically a minimum of 10%.
- 2. If there are some inquiries and showings, but no offers:**  
Statistics tell us you should have an offer by the 10th showing. If this does not happen, it suggests a repositioning on price.
- 3. If there are numerous inquiries followed by offers:**  
The price was right on the mark!

## PRICING



### Words of Wisdom

*Price your property high enough so that you can sleep at night, but not so high that buyers in the marketplace will feel that your property will be available for any length of time.*

**Exhibit 6-30** Number of Times Asking Price Was Reduced, by Number of Weeks Home Was on the Market  
(Percentage Distribution)

#### SELLERS WHOSE HOME WAS ON THE MARKET FOR

	ALL SELLERS	LESS THAN 1 WEEK	1 TO 2 WEEKS	3 TO 4 WEEKS	5 TO 8 WEEKS	9 TO 16 WEEKS	17 OR MORE WEEKS
None, did not reduce the asking price	68%	95%	90%	57%	40%	24%	14%
One	19%	5%	10%	33%	36%	32%	20%
Two	7%	*	*	8%	16%	20%	28%
Three	4%	*	*	2%	4%	16%	18%
Four or more	2%	*	*	*	4%	8%	20%

\* Less than 1 percent

## THE CHOICE



### Questions to ask your next agent:

**1. How many years have you been selling real estate?  
Are you full-time or just part-time?**

Scott, Diana, Kellie, Dane and Drew are all licensed and selling real estate in the Flathead Valley full time. Scott has been licensed since 1981, Diana since 2000 and Kellie since 2004. Dane joined the team in 2011, Drew in 2014.

**2. Do you sell more properties than other agents?**

Yes, statistically, our number of sales far outnumber the average MLS agent.

**3. What is your track record for the list price to the actual sales price?**

Last year our team average was 99% of listed price for our seller clients.

**4. Do you have a support team?**

Yes, besides the support within our team, we are supported by excellent title company services in both Flathead and Lake counties, computer experts and web designer. In our office, Connie Gunderson schedules showings.

**5. What kind of technology do you utilize to service buyers and sellers?**

We have 6 networked computers with daily MLS information, Listing & Sales documents and client database. Digital and video cameras, multi-page scanner and HP color laser printer are used to create documents. Additional technology includes voicemail, video editing software, PhotoShop, Matterport 3D software, contact management software and digital signing capabilities.

We use our Smart phones, voicemail, text and email daily to keep in contact with our office and clients. Our website contain great information about all of our listings: [FlatheadRealEstate.com](http://FlatheadRealEstate.com) and [LastBestPlace.com](http://LastBestPlace.com)

**6. What services do you provide for your commission?**

In addition to great negotiating skills, the most important service is to advise you on pricing your property. Marketing and other services can be referred to in the pages titled "Target Marketing Plan" and "Personal Services" in this booklet.

**7. Do you have professional designations?**

Yes, designations are included in this presentation.

*We have bought and sold through different Realtors. None were as conscientious nor as persevering in keeping us abreast of what the market was doing and what efforts were being made to move our property.*

- Larry Root

# THE CHOICE

## 8. Does my property need any repairs or changing in any way?

Repairs will not be recommended unless indications from buyers would make it more saleable. However, we highly recommend that a home inspection be done immediately by a seller (if it is a residential property) to eliminate any bumps on the way to closing. Sellers are usually very surprised to see what items come to light, even in a very well maintained home. If they know about them at the time of listing it gives ample time to remedy (or disclose).

## 9. Can you provide me with all of the listing and sales forms so that I can read and understand them before entering a transaction?

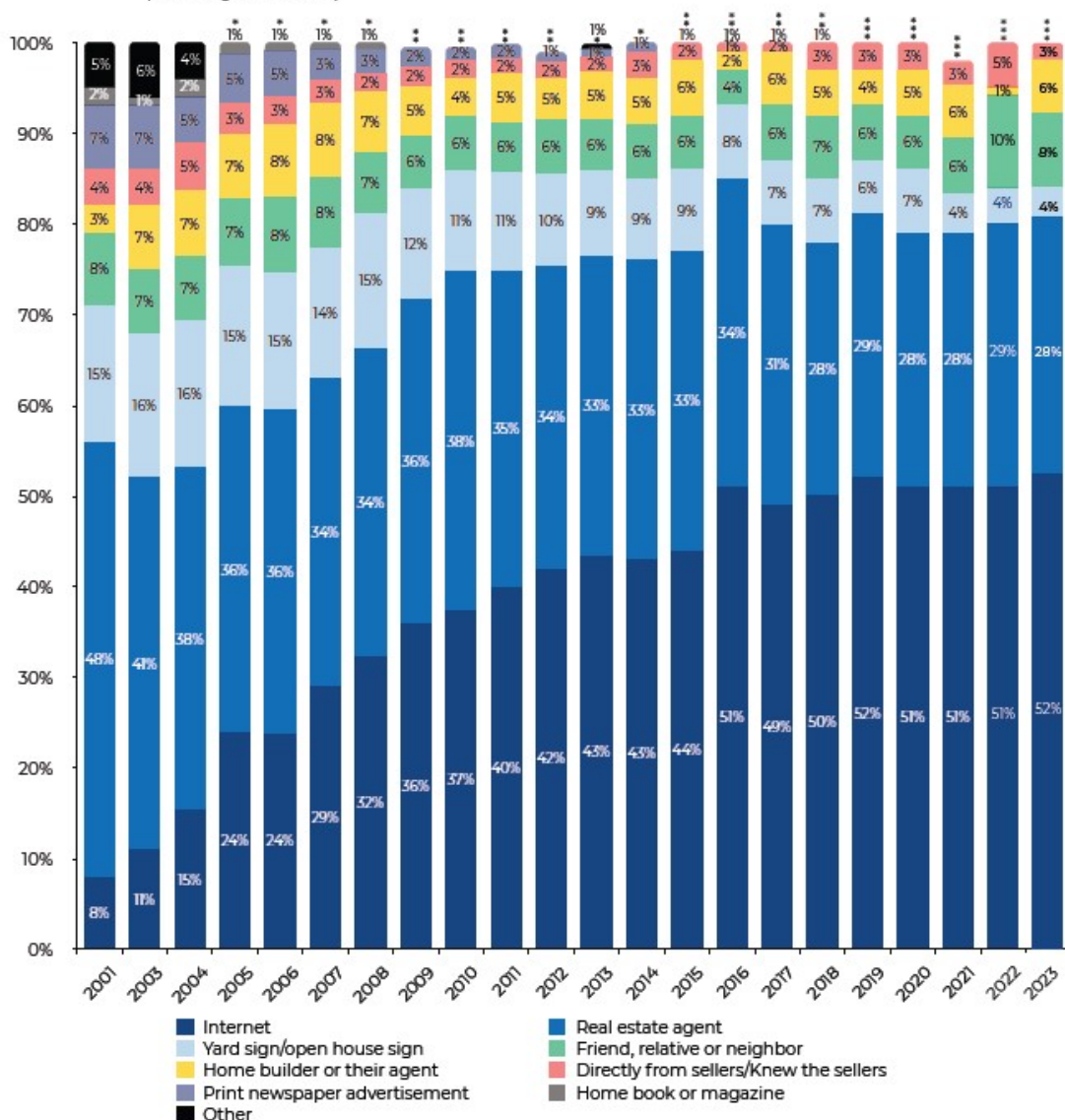
Copies of any of the standard real estate forms can be provided to you at any time!

## 10. At what price would you agree to list my property?

We will review comparable sales in the area and discuss this important decision together. We will base our decision on the current market and your selling timeframe.

**Exhibit 3-9 Where Buyer Found the Home They Purchased, 2001-2023**

(Percentage Distribution)



\* Less than 1 percent

## TARGET MARKETING



*I'm sure we chose the right Realtor to do the job. Thanks again Scott. Your firm would certainly be my choice for another endeavor.*

- Ken Munter

## Effective Interactive Marketing

- Search Engines such as Google can be used to find real estate. While real estate specific sites like Zillow are popular, **Google by far** trumps them all in users for organic real estate searching. As a user, you can type in phrases that are specific to NW Montana and see what brokers and offices come up in the results. Then, check their websites for usability and rich content. We are sure you'll find the The Hollinger Team website, [www.FlatheadRealEstate.com](http://www.FlatheadRealEstate.com) as one of the very best!

- Property is advertised on searchable sites on the internet:

The Team: **FlatheadRealEstate.com**  
**LastBestPlace.com**  
**MontanaLuxuryHomes.com**  
**FlatheadMLS.com**  
**FlatheadHomeFinder.com**

The Office: **Remax-Bigfork-MT.com**

Regional MLS site: **406MLS.com**

National & International Presence on most visited real estate websites:

- #1 Zillow.com (57,300,000 monthly visitors)
- #2 REALTOR.com (30,100,000 monthly visitors)
- #3 Trulia.com (9,800,000 monthly visitors)
- #4 Redfin (8,300,000 monthly visitors)
- #5 Homes.com (4,200,000 monthly visitors)
- #6 Remax.com (4,100,000 monthly visitors)  
(per Statista.com for 2023)

**Global.REMAX.com** - RE/MAX's International website  
**TheREMAXCollection.com** (properties over \$900K)  
**Google My Business—Hollinger Team page**  
**LoopNet.com** (commercial/business listings only)

Our Mobile website FlatheadRealEstate.com is GPS enabled so iPhones and "smart" phones users can find properties near their location.

Social Media

**Facebook Team Page**  
**YouTube Channel (video)**  
**Rotating features in Monthly E-Newsletters**



## Marketing to Real Estate Offices

Approx **70% of buyers** will be presented the property through another broker

- Detailed property information is input into Montana Regional Multiple Listing Service, available to over 2,400 regional brokers, salespersons, affiliates and appraisers from south of Missoula to the Canadian border.
- Promote property at MLS weekly broker meetings
- All information scanned to MLS online data to be retrieved efficiently by agents

## Placement Marketing to Buyers

- Place RE/MAX sign on property where appropriate (4 % of sales come from signs)
- Mailings or postcards to target market group and/or neighbors when appropriate

# TARGET MARKETING



Visit our facebook page.

## Social Media—Team Pages



**The Hollinger Team**

506 likes • 536 followers

Advertise Manage Edit

Posts About Mentions Reviews Followers Photos More

**How healthy is your Page?**  
Complete these actions to keep improving The Hollinger Team.

Page health: good

Compared to similar Pages with high engagement.

Link your WhatsApp account

Invite friends to like your Page

See more

**Intro**

Flathead Valley real estate team in NW Montana

Edit bio

Page - Real Estate Agent

8545 MT Highway 35, Bigfork, MT, United States, Montana

+1 406-837-5531

scotthollingerMT@gmail.com

What's on your mind?

Live video Photo/video Get messages

**Featured**

People won't see this unless you pin something.

Manage

**Posts**

Filters Manage posts

List view

Grid view

**The Hollinger Team**

Published by Diana M Rahden · 1m ·

We recommend supporting your area Warming Center over the winter season.  
[https://www.flatheadrealestate.com/.../montana-warming-...](https://www.flatheadrealestate.com/.../montana-warming-.../)





# TARGET MARKETING

## Video—Team Channels



**The Hollinger Team - RE/MAX of Bigfork**  
@FlatheadRealEstate · 164 subscribers · 178 videos  
The Scott Hollinger Team is a premier real estate team located in Bigfork Montana special...  
flatheadrealestate.com and 3 more links  
Customize channel Manage videos

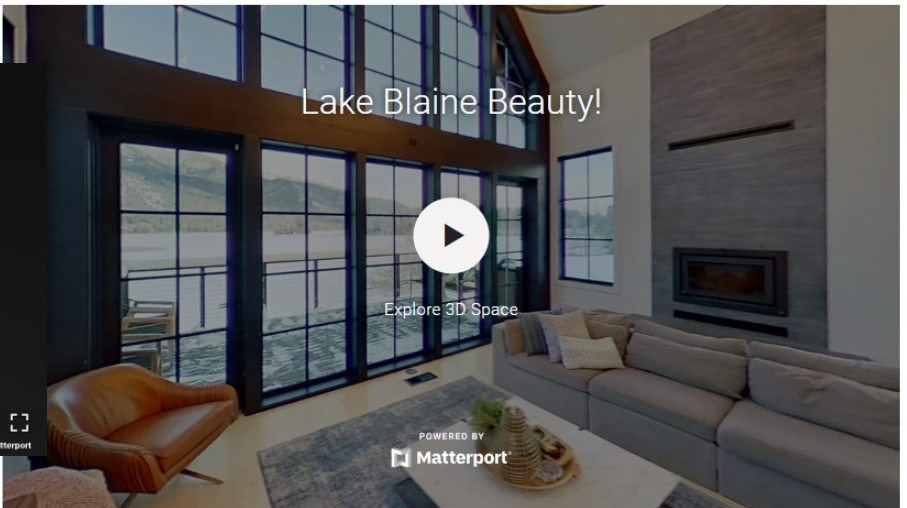

Home Videos Shorts Playlists Community

Latest Popular Oldest

- 6 HOUSING TRENDS**  
The Hollinger Team 3:51  
6 Real Estate Trends Homeowners Should Know About  
92 views · 7 days ago
- 2023 MARKET RECAP**  
The Hollinger Team 9:19  
2023 Real Estate Rollercoaster: Unveiling the Twists and Turns  
169 views · 2 weeks ago
- HOT TOPICS IN REAL ESTATE**  
The Hollinger Team 3:14  
Navigating Tomorrow's Real Estate: Mortgage Rates, Prices, and Market...  
99 views · 1 month ago
- FLATHEAD VALLEY FUN**  
The Hollinger Team 4:20  
Flathead Valley: A Haven for Adventure Seekers  
64 views · 1 month ago
- A TALE OF TWO MARKETS**  
The Hollinger Team 2:40  
2024 Forecast: How Today's Housing Trends Shape Tomorrow's Market  
94 views · 2 months ago
- SAVE FLATHEAD LAKE**  
The Hollinger Team 2:52  
Flathead Lake in Crisis: Be Part of Our Response  
216 views · 2 months ago
- Q3 MARKET RECAP**  
The Hollinger Team 4:47  
Flathead Valley Real Estate Report: Q3 Highlights and Market Shifts  
112 views · 3 months ago
- SWAN LAKE LUXURY TOUR**  
The Hollinger Team 10:57  
Luxury Living Unveiled: Swan Lake Mansion Tour  
693 views · 4 months ago  
360°



360 degree self guided tours with popular Matterport platform



*The visual tour is amazing! We've been through it twice and thoroughly enjoyed it. You've done an outstanding job . . . .*

- Tom & Peggy Dobrusky

**TARGET MARKETING  
TEAM WEBSITE**

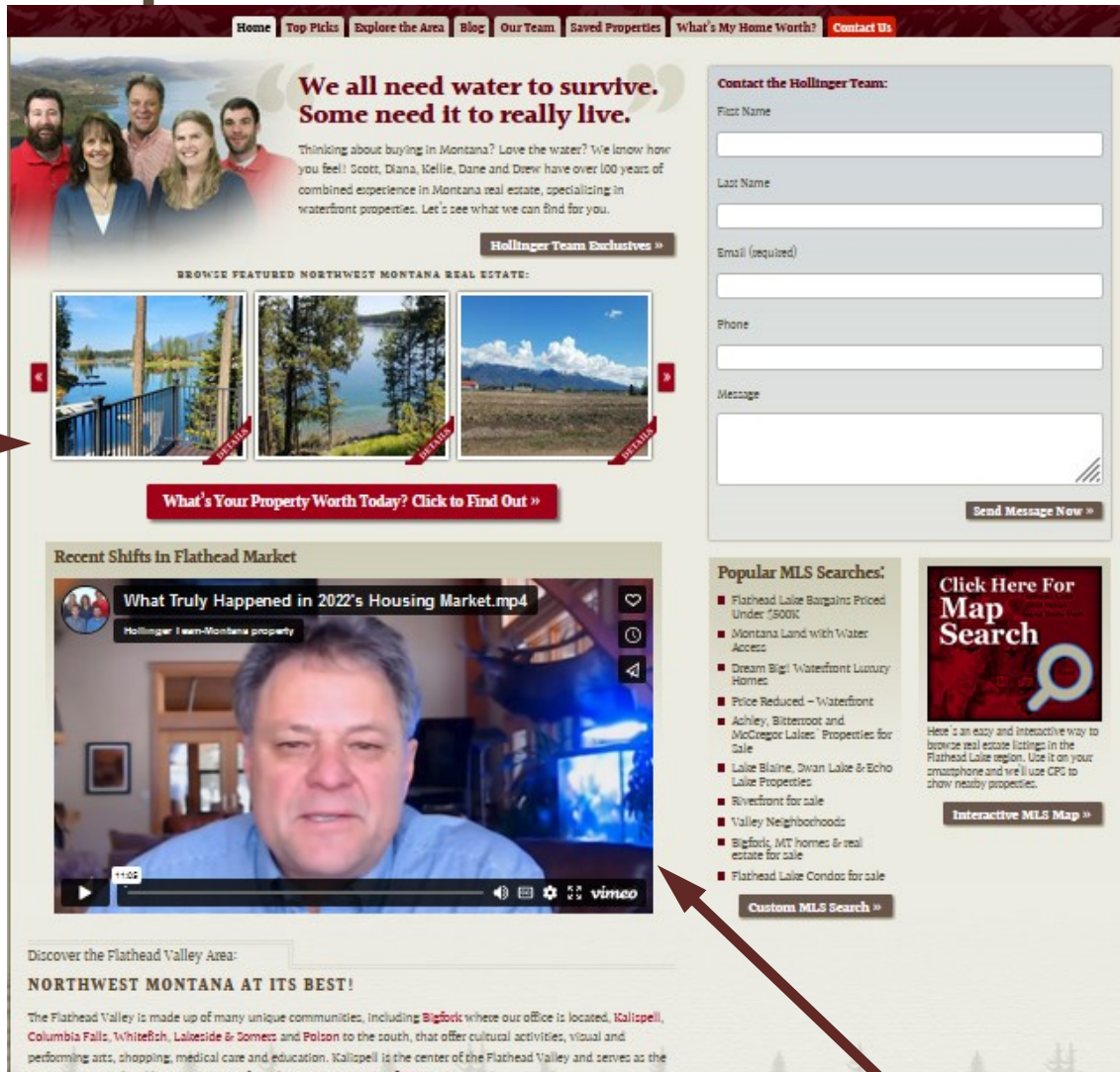
**FlatheadRealEstate.com—HOME PAGE**

**FLATHEADREALESTATE.COM** averages 170 visitors per day, viewing on average 5 pages.

*“That’s unheard of—if you get 3 pages per visitor, your site’s going great.”*

Robert ReKward, Delicious Design

“Featured Properties” change routinely, inviting viewers to return. Clicking on the property photo takes the viewer to the enhanced detail.



Videos are produced and posted with great market and real estate information for buyers and sellers.

*I would like to take the time to commend you user friendly website. We have referred to it for the last 3 years (at least).*  
- Ryan & Jenn

*One of the best websites I've seen... A lot of detail*  
- Chuck

# TARGET MARKETING TEAM WEBSITE

## FlatheadRealEstate.com—Team’s Top Picks

This is the entry point into the property search function of the website. Each dot represents one of the Hollinger Team listings or a featured listing from our Multiple Listing Service. Clicking on a dot takes the viewer to an enhanced presentation of the property.

**FlatheadRealEstate.com  
Tidbits**

In 2024:  
93,000+ visitors looked at our website, Flathead RealEstate.com. Within the US visitors, here are where people are from who look at our website the most:

Montana	17%
Colorado	12%
California	10%
Arizona	9%
Washington	8%
Texas	6%
Utah	4%
Florida	3%
Illinois	3%
New York	3%
Other States	25%

Top Country's visits:

US	48%
Canada	18%
International	34%

The screenshot shows the website for The Scott Hollinger Team, 'Your Montana Waterfront Experts'. The navigation bar includes: Home, Our Top Picks, Montana MLS Search, Explore the Area, Blog, Our Team, Saved Properties, Contact Us. The main heading is 'Browse Our Team's Top Picks...'. Below this is a welcome message and a paragraph of text. A map of Northwest Montana is displayed with various colored tags (red, green, blue) representing property listings. A legend on the right side of the map identifies the colors: Residential (blue), Land (green), Commercial (red), and Neighborhood (yellow). At the bottom of the map, there is a red arrow pointing to a specific listing tag.

Click on a tag and the viewer sees full property information.

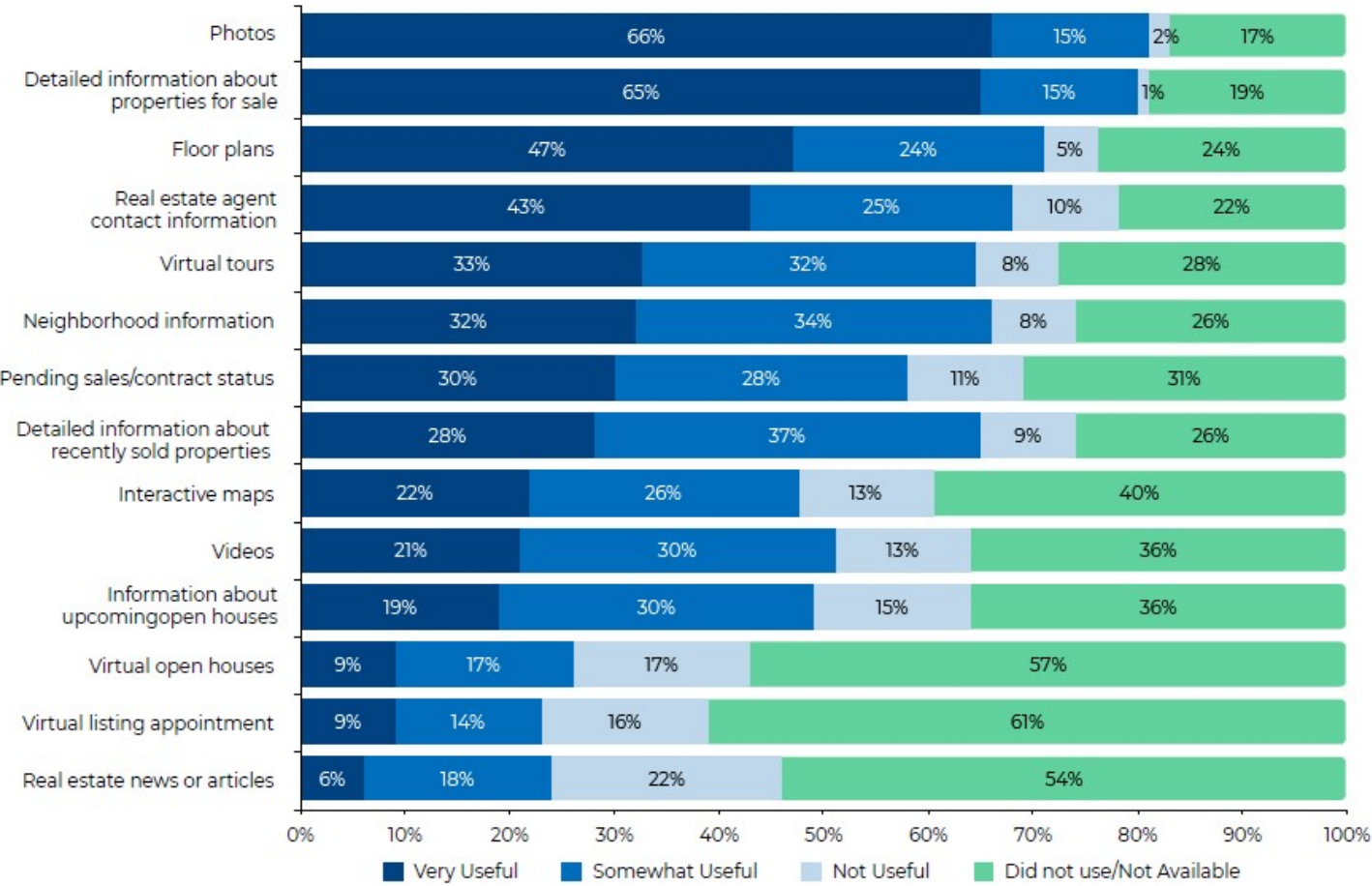
*You have more of the listings we want to look at than any other agent, plus you specialize in what we want.*  
- B and B Olson

# TARGET MARKETING TEAM WEBSITE

## FlatheadRealEstate.com

Customers have clearly shown that the Internet is their "go-to" source. That's why we've spent countless hours making our website have what consumers are looking for.

**Exhibit 3-18 Value of Website Features**  
(Percentage Distribution Among Buyers Who Used the Internet)



Source: 2023 National Association of REALTORS Profile of Home Buyers and Sellers

## The Hollinger Team Sells ...

Choosing the Scott Hollinger Team means choosing your representative with a successful track record. There is a team attitude which is the key to personal success as part of the RE/MAX network.

## What About "Floor Time"...

In many real estate offices, agents have what is called "floor time". This is when an agent is responsible for taking any incoming phone calls generated by real estate signs or ad calls, etc. What this means is that during this time any call on "Joe Agent's" listing would be taken by the floor person on duty and not necessarily by Joe Agent.

In the RE/MAX of Bigfork office, each agent is sent the calls that come in on their listings. This is extremely advantageous to you. After all, who knows more about the property or has paid money in advertising to make that phone ring. In other offices, the "floor time" agent could be a part-timer, an inexperienced agent who could fumble the call, or an agent who has never seen the property or knows its amenities. At RE/MAX, a higher quality first impression is many times what brings the transaction together.

## Personal Financial Commitment...

You may not be aware that RE/MAX agents create their own marketing plan, finance their own advertising and promotions, personally follow through on sales from transaction to close, hire and train their personal support staff, etc. Agents from other offices generally have the corporate office take part in many of these items along with the cost. What this means is that each RE/MAX agent has made a **personal financial** outlay with each listing they accept. This is a powerful commitment of time, energy and their own dollars put to work for you.

*You are not only a good real estate agent, you are a booster for our community.*

- Roberta Nutting

*With the help of Scott, Diana & Kellie, I have "down-sized" and have realized I can take the memories with me and go on with the "rest of my life." People like those three truly make Montana the Last Best Place. Thanks Guys—*

- Lucy Rude

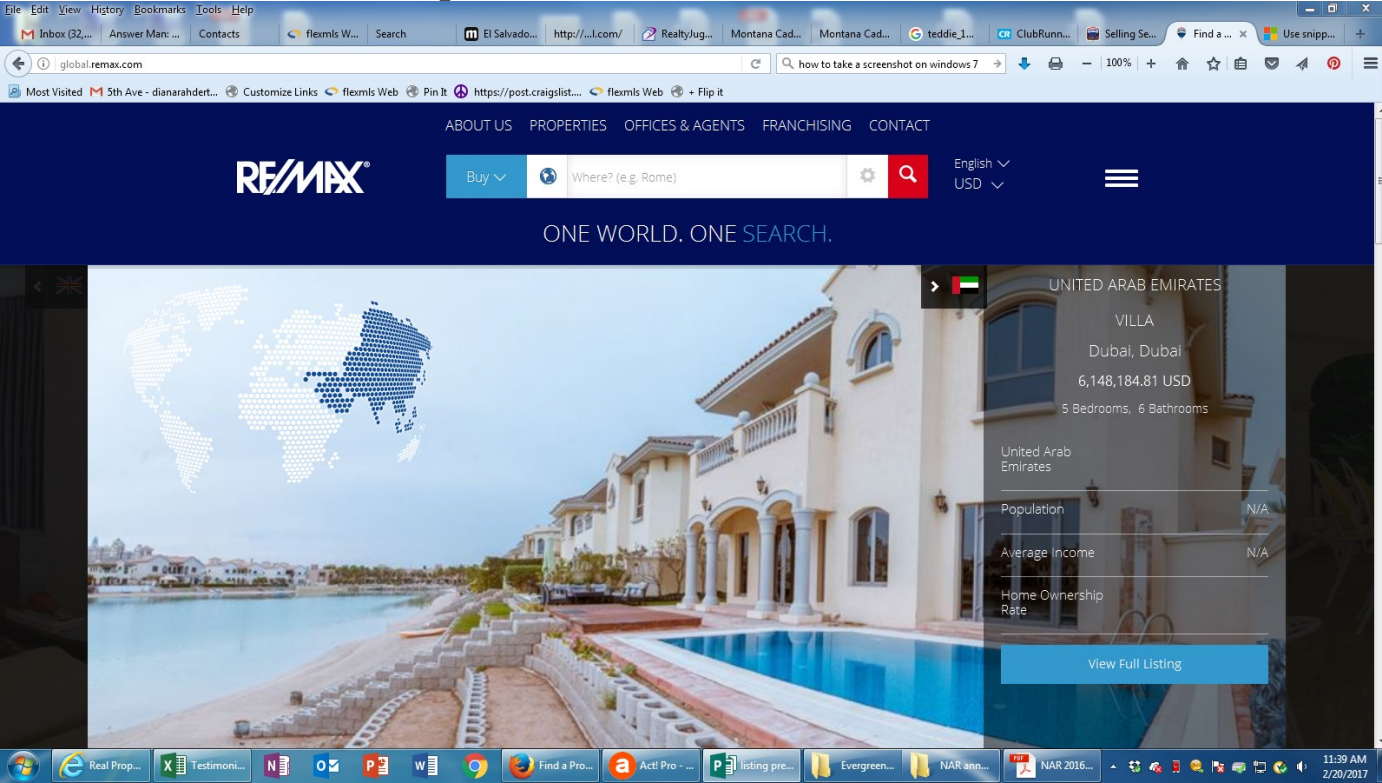




# RE/MAX International Presence!

As the leading real estate network, RE/MAX is located in 110 countries! As such they have revolutionized their on-line presence in the global market. Buyers from all over the world can search for property in Montana with ease. The global website is translated into 50 languages! Check out [global.remax.com](http://global.remax.com)

- With a presence in over 110+ countries and territories, the RE/MAX network's global footprint is unmatched by any other real estate brand.



PLEASE SELECT A COUNTRY:

<p><b>North America</b></p> <ul style="list-style-type: none"> <li> USA</li> <li> Canada</li> <li> Mexico</li> </ul> <p><b>Central America</b></p> <ul style="list-style-type: none"> <li> Belize</li> <li> Costa Rica</li> <li> El Salvador</li> <li> Guatemala</li> <li> Honduras</li> <li> Nicaragua</li> <li> Panama</li> </ul> <p><b>South America</b></p> <ul style="list-style-type: none"> <li> Argentina</li> <li> Bolivia</li> <li> Brazil</li> <li> Chile</li> <li> Colombia</li> <li> Ecuador</li> <li> French Guyana</li> <li> Peru</li> <li> Suriname</li> <li> Uruguay</li> <li> Venezuela</li> </ul>	<p><b>Caribbean</b></p> <ul style="list-style-type: none"> <li> Antigua and Barbuda</li> <li> Aruba</li> <li> Bahamas</li> <li> Barbados</li> <li> Bonaire</li> <li> Cayman Islands</li> <li> Curacao</li> <li> Dominica</li> <li> Dominican Republic</li> <li> Grenada</li> <li> Jamaica</li> <li> Puerto Rico</li> <li> St. Barthelemy</li> <li> St. Kitts &amp; Nevis</li> <li> St. Lucia</li> <li> St. Martin</li> <li> Trinidad &amp; Tobago</li> <li> Turks &amp; Caicos</li> <li> US Virgin Islands</li> </ul>	<p><b>Europe</b></p> <ul style="list-style-type: none"> <li> Albania</li> <li> Austria</li> <li> Belarus</li> <li> Belgium</li> <li> Bosnia &amp; Herzegovina</li> <li> Bulgaria</li> <li> Croatia</li> <li> Czech Republic</li> <li> Denmark</li> <li> England</li> <li> Estonia</li> <li> Finland</li> <li> France</li> <li> Germany</li> <li> Greece</li> <li> Hungary</li> <li> Iceland</li> <li> Ireland</li> <li> Italy</li> <li> Latvia</li> <li> Liechtenstein</li> <li> Lithuania</li> <li> Luxembourg</li> <li> Malta</li> <li> Montenegro</li> <li> Netherlands</li> <li> Norway</li> <li> Poland</li> <li> Portugal</li> <li> Romania</li> <li> Scotland</li> <li> Serbia</li> <li> Slovakia</li> <li> Slovenia</li> <li> Spain</li> <li> Sweden</li> <li> Switzerland</li> <li> Wales</li> </ul> <p><b>Middle East</b></p> <ul style="list-style-type: none"> <li> Bahrain</li> <li> Egypt</li> <li> Israel</li> <li> Kuwait</li> <li> Lebanon</li> <li> Oman</li> <li> Qatar</li> <li> Saudi Arabia</li> <li> Turkey</li> <li> United Arab Emirates</li> </ul>	<p><b>Africa</b></p> <ul style="list-style-type: none"> <li> Algeria</li> <li> Botswana</li> <li> Cape Verde</li> <li> Mauritius</li> <li> Morocco</li> <li> Mozambique</li> <li> Namibia</li> <li> Seychelles</li> <li> South Africa</li> <li> Zambia</li> <li> Zimbabwe</li> </ul> <p><b>Asia/Pacific</b></p> <ul style="list-style-type: none"> <li> Australia</li> <li> Bhutan</li> <li> China</li> <li> Guam</li> <li> India</li> <li> Indonesia</li> <li> Japan</li> <li> Mongolia</li> <li> Nepal</li> <li> New Zealand</li> <li> Singapore</li> <li> South Korea</li> <li> Sri Lanka</li> <li> Thailand</li> </ul>
--	---	--	--

**RE/MAX:  
THE COMPANY**

## Branding Matters! RE/MAX - The National Reach

More buyers and sellers think of RE/MAX than any other real estate brand.

"Source: MMR Strategy Group study of unaided awareness among buyers, sellers, and those planning to buy or sell; asked, when they think of real estate brands, which ones come to mind?"

#1 NAME IN REAL ESTATE™



**9 OUT OF 10**  
HOME BUYERS AND SELLERS  
**KNOW RE/MAX\***




**#1** NOBODY IN THE  
**WORLD**  
SELLS MORE  
REAL ESTATE THAN  
**RE/MAX®**

*I appreciated your periodic updates  
and comments...I wouldn't hesitate to  
recommend your services.*

- Jeanne Lord

## Mobile Devices

www.FlatheadRealEstate.com goes Mobile!



**Driving and see a sign?**

**Like a neighborhood?**

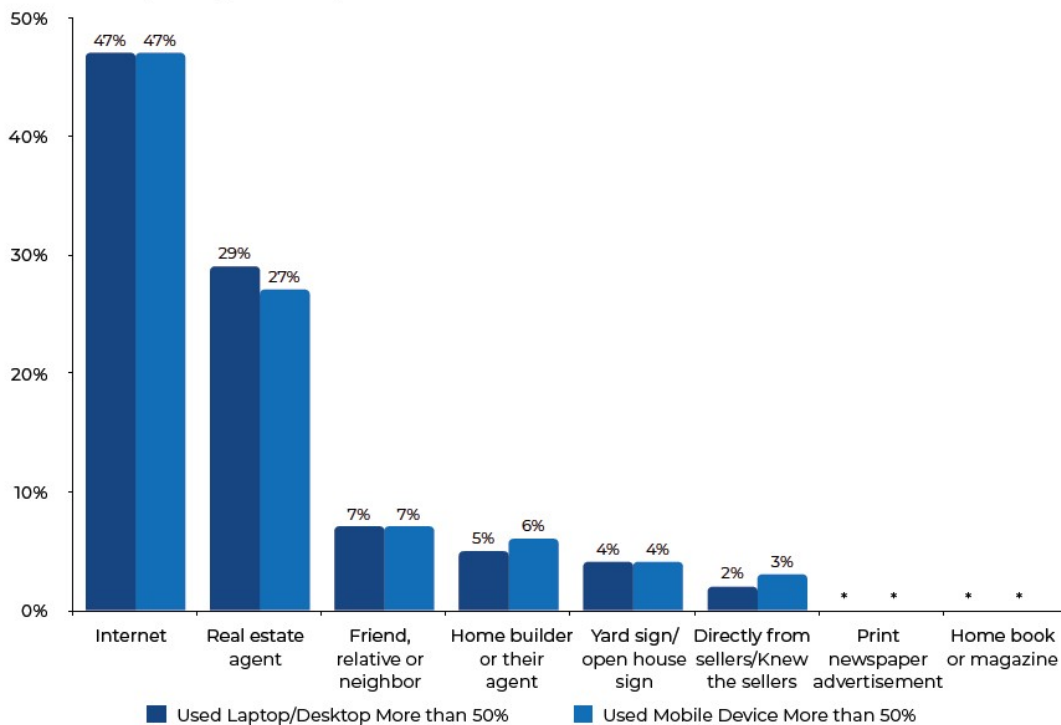
**Want a custom search?**

Our website is now enhanced to work well on smaller screen sizes of Smartphones, iPhones and Tablets. Users just type in our website address in their browser and will be sent to the mobile site.

**GPS enabled means that anyone who drives by a sign can see the price and details.**



**Exhibit 3-16 Where Buyers Found the Home They Purchased, by Use of Internet**  
(Percentage Distribution)



\* Less than 1 percent



## STAGES OF LISTING



- ◇ Discuss the benefits of a home inspection and staging prior to listing
- ◇ Price range recommendation based on comparative market analysis with comments and suggestions as directed by real estate market and your urgency to sell
- ◇ Prepare, review and sign listing contract
- ◇ Prepare detailed file from site visit, county records and owner's records
- ◇ Photograph property, both single and panoramic (where appropriate)
- ◇ Create 3D Matterport tour (where appropriate)
- ◇ Arrange showings with potential buyers and their agents
- ◇ Pre-qualify potential buyers
- ◇ Watch other comparable listings and sale and keep you aware of these
- ◇ Present and discuss all offers with you
- ◇ Negotiate the transaction with you and the cooperating agent
- ◇ Confirm that any contingencies are completed
- ◇ Coordinate all parties at closing
- ◇ Other services and opportunity as arises...

*Thank you for the packet on our property. It is nicely laid out and the virtual tour is most impressive.*

- Bob Powell



## 5 BEST ACTIVITIES WHEN SELLING



### Activity #1 Price the property correctly from the start

Every seller wants to realize as much money as possible when they sell their property. But, a listing price that is too high often gets the seller LESS than a price that is at market value. **The price must meet both the buyer's and seller's expectations.** If your property is not priced competitively, buyers looking in your price range will reject your property in favor of other properties with more favorable amenities (larger home, more acreage or waterfront, better location). In addition, people who should be looking at your property will not see it because it is priced over their range. Overpricing usually increases time on the market and adds to the carrying costs. Ultimately, most overpriced properties sell below market value.

### Activity #2 Showcase your Property

**Homes:** Have a home inspection completed before or during the initial listing phase. **It is very surprising what the most conscientious homeowners will discover about their home.** Owners who fail to *maintain the integrity of their home* by not making necessary repairs, who don't spruce up the house inside and out, touch up the paint and landscaping, and keep it clean and neat, can chase buyers away as rapidly as REALTORS can bring them. When people sell a car, they make any necessary major repairs (or disclose them), wash it, or maybe even detail it to get the highest possible price. Homes are no different.

**Land:** Land can be showcased too! First, make your property as accessible as possible. The addition of a road into the property, especially to a premium building site is sure to add to the excitement a buyer feels when looking for a piece of land to build on. Have your property corners well marked so the buyer doesn't have lingering questions about the boundary lines. Views are very important so you may want to consult with a tree trimmer or forest manager to showcase this important feature. Disclose any known easements, encroachments or septic evaluations. These assist the buyer in making a timely decision to purchase.

### Activity #3 Use a soft sell during showings

Buying property is an emotional decision. People like to "try on" a home and walk the property and see if it is comfortable for them. It is difficult for them to do that if the seller is following/leading them around pointing out every improvement or feature. It may even have the opposite effect by making them feel like they are intruding on the seller's private space. **It is highly recommended that during the showing, you leave the home or property.** This gives the potential buyer more freedom to look around and speak freely with their agent, and it lets them discover things on their own. Try a tasteful sign to point out some hidden amenity that you feel they might miss. Also, buyers are really great at asking lots of questions when they have them.

*Your representation and protection of  
our interests during the negotiations  
and sale of our home were invaluable  
and very much appreciated.*

- Alan & Karla VanDyke

## 5 BEST ACTIVITIES WHEN SELLING

### Activity #4 Heed showing feedback

Sometimes it is difficult to see your property through the buyer's eyes because you have an emotional investment in the property. In order to help overcome this inherent weakness, the Scott Hollinger Team provides you with showing feedback to help you to improve the likelihood of a future offer. After each showing the team contacts the showing agent to get feedback from that agent's buyer about the showing quality. It is much easier to get an honest opinion of the property from the showing agent because they are merely repeating the concerns of their buyer. With your best interest at heart, you are asked to take this feedback with an open mind. Sometimes agents in other offices are not good about returning calls or sending the feedback form back, so don't be disappointed if feedback is not available for each showing.

Please understand that the buyer is viewing many properties and that your property is in competition with these. **With thorough consideration of the feedback, your property can be positioned so your next showing is more successful.**

Taking measures like performing a pre-listing home inspection can eliminate many objections and likely produce a quicker, smoother, better sale.

### Activity #5 Respond to all offers, even the low ones

Even a "basket-case" offer has the chance of coming together with good negotiating skills. Receiving a "low ball" offer can sometimes put sellers in a defensive mode. **No matter how well a property is priced it is just in some buyer's nature to start out low.** If your property is truly priced at market value, take the time to make a counter offer (even at the list price.) One cannot assume anything about a buyer. The team's rule for offers is to never to be the party where the negotiations stopped. We highly recommend making the effort to keep negotiations going until an agreement can be made. With many terms involved on both the seller and buyer sides, it may take several "back and forths" to find the middle ground for a Win-Win transaction.

#### "The Quick 10"

1. You don't "start high".
2. You don't try to sell something that is dirty or needs repair.
3. You don't expect to "sell quickly".
4. You understand that if you hold on for too long to get the "better price", you can shoot yourself in the foot.
5. You don't try to "do it yourself". You need professional help and marketing NOW more than you ever did before.
6. You don't take offense when your buyers low ball, or ask for a discount.
7. You don't cling to the idea that the price 6 months ago has anything to do with the price today.
8. You understand you must get over your emotional attachments to the thing you want to sell.
9. You make it EASY for a buyer to buy.
10. You show compassion.

Blog by Janet Guilbault- California Mortgage Advisor  
San Francisco Area - March 9, 2009

*All of your ideas were of help in moving my property. Your team was right on the ball, always there with answers to our questions..*

- Venus Shrider

# The Hollinger Team

## EXPERIENCE



Scott Hollinger



Diana Rahdert Kellie Hilley

### TEAM Real Estate Awards

RE/MAX Team Sales - Montana—1st Place 2000, 2001, 2003, 2004, 2005, 2009, 2010, 2011, 2012  
2nd Place 2002, 2006, 2007, 2013, 2014, 2015, 2018, 2023  
10th place recognition for Team Sales within entire RE/MAX Pacific Northwest Region—2013

### TEAM Real Estate Education

Star Power Universities—Advanced education by real estate industry leader Howard Brinton  
Real Estate Team Building  
Buyer Specialization Course  
Listing Specialization Course  
Tom Ferry Coaching Seminar  
NW MT Association of Realtors—Continuing education credits hours—12/year for each member

## • Scott Hollinger—Team Lead Broker

Licensed in real estate - 1978 and opened RE/MAX of Bigfork - 1984

#### Designations & Awards:

RE/MAX Diamond Club—2020, 2021  
RE/MAX Circle of Legends—2018  
RE/MAX Platinum Club - 2008, 2009, 2010, 2011, 2012, 2013, 2015  
RE/MAX Chairman's Club—2003, 2004, 2005, 2006, 2007, 2013, 2019  
RE/MAX Lifetime Achievement award—2003  
Rated in Top 1% in sales within RE/MAX every year since 1988  
Graduate Real Estate Institute (GRI) designation -1983  
Qualifications: Three years of graduate level educational seminars  
Certified Residential Specialist (CRS) designation -1993  
Qualifications: 10 yrs experience, over 100 properties sold, educational seminars  
Certified Real Estate Brokerage Manager (CRB) designation -1999  
Qualifications: 10 yrs managing real estate business, educational seminars

#### Past/Present Activities:

Past president of Flathead Marketing Forum (1031 Exchange Group)  
RE/MAX International Convention Panel Speaker for 2001, 2003, 2004, 2009, 2011  
Bigfork Land Use Advisory Committee, past Chair  
Flathead County Board of Adjustments, past Chair  
Past State Director of MT Association of Realtors  
Past NW MT Assoc. of Realtors Director and Professional Standards Committee Member  
Angel Flight Pilot  
LEAP after school program Volunteer  
Red Cross Blood Drive Donor regularly

## • Diana Rahdert—Team Broker

#### Designations & Awards:

RE/MAX Hall of Fame 2018  
RE/MAX Platinum Club 2021  
RE/MAX Executive Club 2005, 2006, 2012, 2013, 2014, 2016, 2018, 2019, 2022  
RE/MAX 100% Club 2015, 2020  
Graduate Real Estate Institute (GRI) designation -2015  
Qualifications: Three years of educational seminars

#### Present/Past Activities:

Rotary Club of Kalispell Noon - Social Media Chair, Board Member  
Rotary Club of Bigfork Past President  
Flathead Community Foundation "Women Who Wine" member  
Friends of Bigfork Schools - Past Director of annual Variety show  
Bigfork Playhouse Children's Theater Fundraiser  
Bigfork Chamber of Commerce Member  
Flathead Building Association Member

## • Kellie Hilley—Team Associate

#### Designations & Awards:

Graduate Real Estate Institute (GRI) designation -2007  
Qualifications: Three years of educational seminars  
CDPE Designation 2009- "Certified Distressed Property Experts" education  
RE/MAX 100% Club 2020, 2021

#### Past/Present Activities:

Road to Recovery volunteer driver  
PEO member  
America Reads volunteer  
ACES after school program mentor  
First Descents Cancer Camp  
Wildlife youth volunteer

## EXPERIENCE



*We want to thank you for selling our property in a professional and courteous manner. We were surprised and amazed that it was done in such an easy and effortless way...*

- Don & Betty Trankle

*I have the greatest confidence in you concerning any property we may buy or sell.*

- The Hoopers



### • Dane Hollinger— Team Broker

**Designations:**

Graduate Real Estate Institute (GRI) designation—  
 Completed 1st year toward degree 2015  
 Qualifications: Three years of educational seminars  
 RE/MAX Platinum Club 2020  
 RE/MAX Executive Club 2015, 2017  
 RE/MAX 100% Club 2016

**Present/Past Activities:**

Bigfork Innovation Group Member  
 The Hunting Film Tour for Mule Deer Foundation, Chair



### • Drew Hollinger— Team Associate

**Designations:**

Graduate Real Estate Institute (GRI) designation—2017  
 Qualifications: Three years of educational seminars  
 RE/MAX Executive Club 2016

**Present/Past Activities:**

Owner Bigfork Wakeboard Academy

## Exhibit 5-2 Buyers Who Financed Their Home Purchase, by Adult Composition of Household

(Percentage Distribution)

### ADULT COMPOSITION OF HOUSEHOLD

	ALL BUYERS	MARRIED COUPLE	SINGLE FEMALE	SINGLE MALE	UNMARRIED COUPLE	OTHER
All Buyers	80%	81%	77%	76%	89%	78%
First-time Buyers	94%	94%	94%	89%	97%	91%
Repeat Buyers	74%	76%	69%	69%	79%	71%

Source: 2023 National Association of REALTORS Profile of Home Buyers and Sellers

## Appendix A

### Exhibit 3-1 First Step Taken During the Home Buying Process, First-Time and Repeat Buyers

(Percentage Distribution)

	ALL BUYERS	FIRST-TIME BUYERS	REPEAT BUYERS
Looked online for properties for sale	41%	25%	48%
Contacted a real estate agent	20%	15%	22%
Looked online for information about the home buying process	11%	22%	6%
Contacted a bank or mortgage lender	8%	10%	6%
Talked with a friend or relative about home buying process	7%	14%	3%
Drove-by homes/neighborhoods	4%	3%	4%
Visited open houses	3%	3%	3%
Contacted a home seller directly	2%	2%	2%
Looked up information about different neighborhoods or areas (schools, local lifestyle/nightlife, parks, public transportation)	2%	1%	2%
Contacted builder/visited builder models	2%	1%	2%
Attended a home buying seminar	1%	2%	*
Looked in newspapers, magazines, or home buying guides	*	*	*
Read books or guides about the home buying process	*	1%	*
Other	1%	1%	1%

\* Less than 1 percent

### Exhibit 2-13 Size of Home Purchased, First-Time and Repeat Buyers, and Buyers of New and Previously Owned Homes

(Percentage Distribution)

	BUYERS OF				
	ALL BUYERS	FIRST-TIME BUYERS	REPEAT BUYERS	NEW HOMES	PREVIOUSLY OWNED HOMES
1,000 sq ft or less	1%	2%	1%	*	1%
1,001 to 1,500 sq ft	15%	20%	12%	3%	17%
1,501 to 2,000 sq ft	28%	33%	25%	26%	28%
2,001 to 2,500 sq ft	26%	25%	26%	29%	25%
2,501 to 3,000 sq ft	13%	10%	15%	22%	12%
3,001 to 3,500 sq ft	9%	4%	11%	10%	9%
3,501 sq ft or more	9%	5%	11%	9%	9%
Median (sq ft)	1,860	1,670	1,970	2,100	1,800

\* Less than 1 percent

Source: 2023 National Association of REALTORS Profile of Home Buyers and Sellers

## Appendix B

### Absorption Rate - RESIDENTIAL

shown by Price Range — 2024

Absorption Rates give us an indication of how long it will take for Listed properties to be fully sold out based on last year's rate of sale as reported in the NW Montana MLS in Flathead and Lake Counties. In other words, if no new properties came on the market, we could predict how many months it would take to have all of the properties sell in each price class given consistent rates of sale.

The Absorption Rates shown is generated by taking the number of properties remaining on the market and dividing it by the average rate per month of properties that actually sold. For example if 5 properties sold each year and there are 20 on the market, it would take 4 years to sell out completely.

SOLD Price Range	# Sold in 2024	# Active or Pending as of 12/31/2024	Absorption Rate 2024	Absorption Rate 2023	Absorption Rate 2022	Absorption Rate 2021	Absorption Rate 2020
\$0-\$300K	96	20	3 mo	3 mo	1 mo	> 1 mo	> 1 mo
\$300,000 - \$350,000	65	16	3 mo	2 mo	>1 mo	1 mo	1 mo
\$350,000 - \$400,000	137	42	4 mo	6 mo	2 mo	2 mo	1 mo
\$400,000 - \$450,000	168	41	3 mo	3 mo	2 mo	2 mo	1 mo
\$450,000 - \$500,000	137	56	5 mo	3 mo	2 mo	2 mo	1 mo
\$500,000 - \$550,000	125	47	5 mo	4 mo	3 mo	2 mo	1 mo
\$550,000 - \$600,000	128	68	6 mo	4 mo	3 mo	3 mo	1 mo
\$600,000 - \$650,000	102	36	4 mo	3 mo	3 mo	2 mo	> 1 mo
\$650,000 - \$700,000	91	59	8 mo	4 mo	4 mo	3 mo	2 mo
\$700,000 - \$750,000	70	36	6 mo	4 mo	2 mo	2 mo	2 mo
\$750,000 - \$800,000	64	48	9 mo	5 mo	5 mo	3 mo	3 mo
\$800,000 - \$850,000	50	15	4 mo	4 mo	3 mo	4 mo	2 mo
\$850,000 - \$900,000	73	36	6 mo	6 mo	3 mo	5 mo	3 mo
\$900,000 - \$950,000	46	16	4 mo	5 mo	2 mo	1 mo	3 mo
\$950,000 -1 million	60	29	6 mo	13 mo	5 mo	3 mo	6 mo
1 million - \$1,250,000	114	57	6 mo	7 mo	3 mo	4 mo	2 mo
\$1,250,000—1.5 million	59	73	15 mo	10 mo	6 mo	4 mo	4 mo
1.5 million - 2 million	72	92	15 mo	11 mo	6 mo	4 mo	5 mo
2 million - 3 million	58	66	14 mo	1.8 yrs	6 mo	7 mo	5 mo
Over 3 million	49	95	2 YR	1.8 yrs	13 mo	12 mo	10 mo

## Appendix B

### Absorption Rate - LAND

shown by Price Range for 2024

Absorption Rates give us an indication of how long it will take for Listed properties to be fully sold out based on last year's rate of sale as reported in the NW Montana MLS. In other words, if no new properties came on the market, we could predict how many months it would take to have all of the properties sell in each price class given consistent rates of sale.

The Absorption Rates shown is generated by taking the number of properties remaining on the market and dividing it by the number that actually sold. For example if 5 properties sold and there are 20 on the market, it would take 4 years to sell out completely.

SOLD Price	# Sold In 2024	# For Sale & Pending as of 12/31/2024	Absorption Rate 2024	Absorption Rate 2023	Absorption Rate 2022	Absorption Rate 2021	Absorption Rate 2020
Under \$100,000	25	14	7 mo	6 mo	3 mo	> 1 mo	3.2 mo
\$100,000 - \$150,000	62	39	8 mo	5 mo	3 mo	2 mo	4 mo
\$150,000 - \$200,000	102	57	7 mo	11 mo	7 mo	3 mo	4 mo
\$200,000-\$250,000	66	44	8 mo	12 mo	17 mo	4 mo	4 mo
\$250,000-\$300,000	51	58	14 mo	10 mo	8 mo	6 mo	8 mo
\$300,000-\$400,000	79	120	1.5 yrs	16 mo	8 mo	6 mo	4.6 mo
\$400,000-\$500,000	41	57	1.4 yrs	15 mo	1.1 yrs	2 yrs	8.2 mo
\$500,000-\$750,000	61	93	1.5 yrs	1.7 yrs	11mo	7 mo	9.4 mo
\$750,000 - 1 million	20	52	2.6 yrs	1.6 yrs	1.4 yrs	6 mo	1.3 yr
1 million - 2 million	35	65	1.8 yrs	3.4 yrs	1.3 yrs	10 mo	1.2 yr
Over 2 million	18	65	3.6 yrs	3 yrs	2 yrs	2 yrs	4 yr



## Appendix C

### Estimated Proceeds

When you have a sale on your property, the title company will prepare a settlement statement for the transaction. The following worksheet lists many of the common items you will find on your settlement statement. There may however, be other expenses that are particular to your sale not noted below.

Selling Price \_\_\_\_\_

Less Expenses of Sale:

Title Insurance \_\_\_\_\_

Escrow Opening Fee (if any) \_\_\_\_\_

Title Company fee (Closing Agent) \_\_\_\_\_

Commission to Broker \_\_\_\_\_

Property Tax prorated \_\_\_\_\_

Express Mail charges \_\_\_\_\_

Repairs required for sale \_\_\_\_\_

Survey/corner marking costs \_\_\_\_\_

(Note: Marking corners is best taken care of at the time of listing.)

Septic pumping \_\_\_\_\_

Other \_\_\_\_\_

Total Expenses - \_\_\_\_\_

Net after Expenses \_\_\_\_\_

Mortgage(s) outstanding \_\_\_\_\_

Taxes outstanding (for current or past years) \_\_\_\_\_

Other liens/debt (ie Home equity loans) \_\_\_\_\_

Total - \_\_\_\_\_

**Proceeds** \_\_\_\_\_

Other considerations—

Holding Costs for Time on Market - \_\_\_\_\_

(Mortgage, taxes, HOA fees, utilities, etc)

**Ending NET to Seller** \_\_\_\_\_

The Hollinger Team  
406.837.5531  
FlatheadRealEstate.com

**RE/MAX** of Bigfork  
8545 Hwy 35  
PO Box 725  
Bigfork, MT 59911

# Waterfront Statistics for The Hollinger Team

## Appendix D



	<u>Properties Sold*</u>	<u>Frontage Sold*</u>
<b>2024</b>		
Flathead Lake	8	1149
Echo Lake	2	787
	<b>2024 Total</b>	<b>1,936</b>
<b>2023</b>		
Flathead Lake	5	1033
Echo Lake	1	190
Lake Blaine	1	99
Swan Lake	1	<u>100</u>
	<b>2023 Total</b>	<b>1,422</b>
<b>2022</b>		
Flathead Lake	6	662
Echo Lake	3	742
Ashley Lake	2	<u>250</u>
	<b>2022 Total</b>	<b>1,654</b>
<b>2021</b>		
Flathead Lake	15	3553
Swan Lake	2	450
Echo Lake	2	2631
Bitterroot Lake	1	151
Swan River	1	487
Lake Mary Ronan	1	285
Glen Lake	1	<u>169</u>
	<b>2021 Total</b>	<b>7,726</b>
<b>2019-2020</b>		
Flathead Lake	30	6561
Swan Lake	13	4387
Echo Lake	5	10,729
Lake Blaine	1	102
Whitefish Lake	1	75
Ashley Lake	1	381
McGregor Lake	4	871
Foys Lake	1	452
Bitterroot Lake	5	1125
Swan River	3	598
Loon Lake	2	<u>837</u>
	<b>2019-2020 Total</b>	<b>26,118</b>
	<b>Previous years . . .</b>	<b><u>152,604</u></b>

**\*Running Total of Waterfront Feet Sold . . . 191,460**

\* NAVIGABLE FRONTAGE (Does not include condos or access properties)



*Thank you for taking the time to read this presentation. Our team of professionals has only one goal in mind . . . To exceed your expectations in the Last Best Place. A majority of our business comes from clients satisfied enough to call us again and recommend us to their friends and relatives. We're proud of this fact and would be honored to serve you as well.*

*Respectfully,  
Scott, Diana, Kellie, Dane & Drew*

**THE HOLLINGER TEAM**

Representing NW Montana **RE/MAX** of Bigfork

406.837.5531



**THE HOLLINGER TEAM**

[www.LastBestPlace.com](http://www.LastBestPlace.com)